











## BZWB SERIES

Heavy-duty castors specially designed for mobile waste-containers. Zinc-plated, pressed steel housing with double ball race in swivelhead.

Available with top plate fixing.

WHEEL CODE							PS	GR	BS	RN
Wheel diam or fixed (mm)	Swivel type	Tread width (mm)	Overall height (mm)	Plate type	Swivel radius (mm)	Bearing type	Black rubber on black polypropylene	Grey rubber on black polypropylene	Black rubber on steel disc centre	Blue rubber on black nylon
160	S	45 RN=50	195	A	132		BZWB160PSB 140kg	BZWB160GRB 140kg	BZWB160BSB 140kg	BZWB160RNB 300kg
							-	-	-	BZWB160RNB 300kg
160	F	45 RN=50	195	A	-		BZWBF160PSB 140kg	BZWBF160GRB 140kg	BZWBF160BSB 140kg	BZWBF160RNB 300kg
							-	-	-	BZWBF160RNB 300kg
200	S	50	238	A	155		BZWB200PSB 205kg	BZWB200GRB 205kg	BZWB200BSB 205kg	BZWB200RNB 350kg
							-	-	-	BZWB200RNB 350kg
200	F	50	238	A	-		BZWBF200PSB 205kg	BZWBF200GRB 205kg	BZWBF200BSB 205kg	BZWBF200RNB 350kg
							-	-	-	BZWBF200RNB 350kg

Braked castors (swivel and wheelbrakes) add to code: **SWB**


For directional lock fitting add to code: **DL**

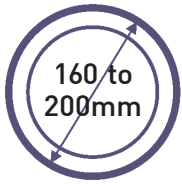
This castor series has a specially designed braking mechanism to enable it to still fully swivel underneath the waste bin even with the brakes released.

### WHEEL BEARING KEY

-  Needle roller
-  Ball journal

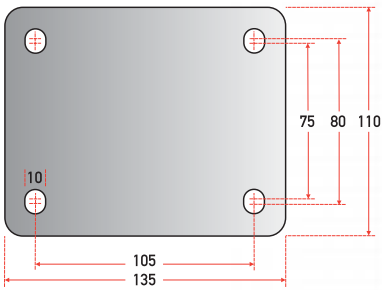
### AVAILABLE WHEEL TYPES (for full wheel specifications refer to pages indicated)





### PLATE TYPES AND DIMENSIONS (mm)

#### Type A



Directional lock

