

BZPH SERIES

Zinc-plated, pressed steel housing with double ball race in swivelhead.

Available with top plate or single bolthole fixing.

WHEEL CODE		NY	NP	RN	CI	PT
Wheel diam (mm)	Swivel or fixed	White nylon	Red polyurethane on white nylon	Blue elastic rubber on black nylon	Black painted cast iron	Brown polyurethane on cast iron

Wheel diam (mm)	Swivel or fixed	Plate type	Swivel radius (mm)	Bearing type	White nylon	Red polyurethane on white nylon	Blue elastic rubber on black nylon	Black painted cast iron	Brown polyurethane on cast iron			
100	S	40 NY=32 NP=35	128	A	90	□	BZH100NY 250kg	BZH100NP 250kg	BZH100RN 250kg	BZH100CI 250kg	–	
				A	116*	□	BZH100NYB 250kg	BZH100NPB 250kg	BZH100RNB 250kg	BZH100CIB 250kg	BZH100PTB 250kg	
	F		128	A	–	□	BZHF100NY 250kg	BZHF100NP 250kg	BZHF100RN 250kg	BZHF100CI 250kg	–	
				A	–	□	BZHF100NYB 250kg	BZHF100NPB 250kg	BZHF100RNB 250kg	BZHF100CIB 250kg	BZHF100PTB 250kg	
	S		129	B	90	□	BZPH100NY 250kg	BZPH100NP 250kg	BZPH100RN 250kg	BZPH100CI 250kg	–	
				B	116*	▨	BZPH100NYB 250kg	BZPH100NPB 250kg	BZPH100RNB 250kg	BZPH100CIB 250kg	BZPH100PTB 250kg	
F	129	C	–	□	BZPHF100NY 250kg	BZPHF100NP 250kg	BZPHF100RN 250kg	BZPHF100CI 250kg	–			
		C	–	▨	BZPHF100NYB 250kg	BZPHF100NPB 250kg	BZPHF100RNB 250kg	BZPHF100CIB 250kg	BZPHF100PTB 250kg			
125	S	40 NY=35 NP=35	155	A	93	□	BZH125NY 250kg	BZH125NP 250kg	BZH125RN 250kg	BZH125CI 250kg	–	
				A	120*	▨	BZH125NYB 250kg	BZH125NPB 250kg	BZH125RNB 250kg	BZH125CIB 250kg	BZH125PTB 250kg	
	F		155	A	–	□	BZHF125NY 250kg	BZHF125NP 250kg	BZHF125RN 250kg	BZHF125CI 250kg	–	
				A	–	▨	BZHF125NYB 250kg	BZHF125NPB 250kg	BZHF125RNB 250kg	BZHF125CIB 250kg	BZHF125PTB 250kg	
	S		157	B	93	□	BZPH125NY 250kg	BZPH125NP 250kg	BZPH125RN 250kg	BZPH125CI 250kg	–	
				B	120*	▨	BZPH125NYB 250kg	BZPH125NPB 250kg	BZPH125RNB 250kg	BZPH125CIB 250kg	BZPH125PTB 250kg	
F	157	C	–	□	BZPHF125NY 250kg	BZPHF125NP 250kg	BZPHF125RN 250kg	BZPHF125CI 250kg	–			
		C	–	▨	BZPHF125NYB 250kg	BZPHF125NPB 250kg	BZPHF125RNB 250kg	BZPHF125CIB 250kg	BZPHF125PTB 250kg			
150	S	50 NY=45 NP=40	188	B	128	□	BZPH150NY 500kg	BZPH150NP 500kg	BZPH150RN 300kg	BZPH150CI 500kg	–	
				B	165*	▨	BZPH150NYB 500kg	BZPH150NPB 500kg	BZPH150RNB 300kg	BZPH150CIB 500kg	BZPH150PTB 500kg	
	F		188	C	–	▨	BZPH150NYBJ 500kg	BZPH150NPBJ 500kg	–	BZPH150CIBJ 500kg	BZPH150PTBJ 500kg	
							▨	BZPHF150NY 500kg	BZPHF150NP 500kg	BZPHF150RN 300kg	BZPHF150CI 500kg	–
	188		C	–	▨	▨	BZPHF150NYB 500kg	BZPHF150NPB 500kg	BZPHF150RNB 300kg	BZPHF150CIB 500kg	BZPHF150PTB 500kg	
							▨	BZPHF150NYBJ 500kg	BZPHF150NPBJ 500kg	–	BZPHF150CIBJ 500kg	BZPHF150PTBJ 500kg
200	S	50	238	B	153	165*	□	BZPH200NY 500kg	BZPH200NP 500kg	BZPH200RN 400kg	BZPH200CI 500kg	–
							▨	BZPH200NYB 500kg	BZPH200NPB 500kg	BZPH200RNB 400kg	BZPH200CIB 500kg	BZPH200PTB 500kg
	F		238	C	–	▨	BZPH200NYBJ 500kg	BZPH200NPBJ 500kg	–	BZPH200CIBJ 500kg	BZPH200PTBJ 500kg	
							▨	BZPHF200NY 500kg	BZPHF200NP 500kg	BZPHF200RN 400kg	BZPHF200CI 500kg	–
	238		C	–	▨	▨	BZPHF200NYB 500kg	BZPHF200NPB 500kg	BZPHF200RNB 400kg	BZPHF200CIB 500kg	BZPHF200PTB 500kg	
							▨	BZPHF200NYBJ 500kg	BZPHF200NPBJ 500kg	–	BZPHF200CIBJ 500kg	BZPHF200PTBJ 500kg

Braked castors (swivel and wheelbrakes)

add to code: **SWB**

Threadguards (available on request)

add to code: **G**

Single bolthole castor (12mm) (100mm to 125mm diameter only)


add to code: **BH12**

* Swivel radius when brakes are fitted

WHEEL BEARING KEY

- Plain bore
- ▨ Needle roller
- ▨ Ball journal

AVAILABLE WHEEL TYPES (for full wheel specifications refer to pages indicated)



p79

p94

p91

p80

p99

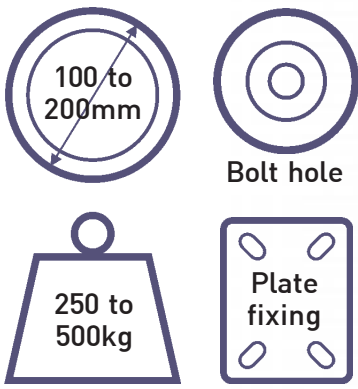
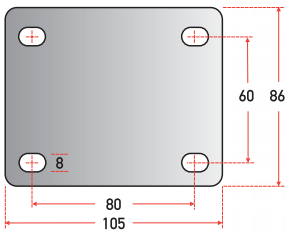
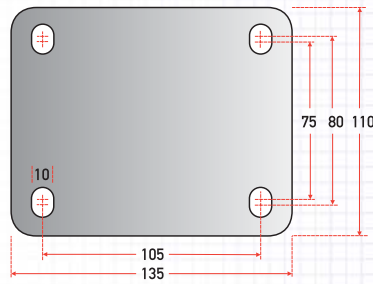


PLATE TYPES AND DIMENSIONS (mm)

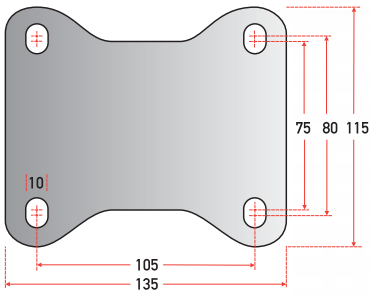
Type A



Type B

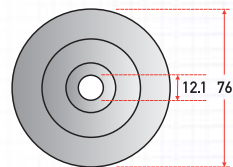


Type C



Single bolthole

add to code: BH12



wheel diameters... 100 125

