

BZTW SERIES

Hooded twin-wheel furniture castors. Housing and wheel made of black nylon, with pressed steel, zinc-plated fixings.

Available with top-plate, threaded-stem or stem-and-socket fixing.



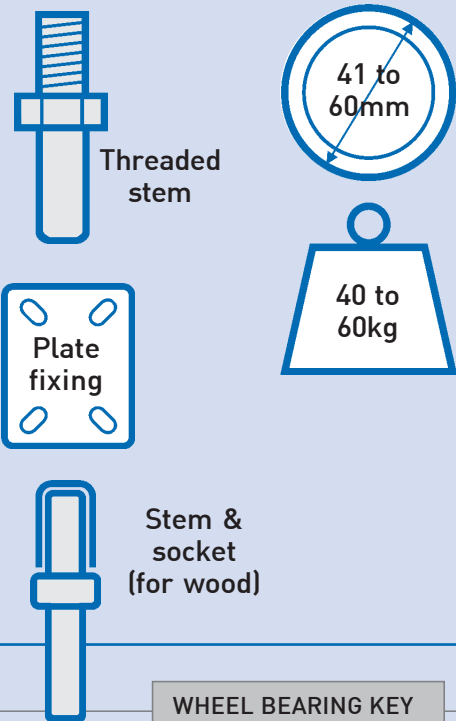
40 - 60kg

Wheel diam or (mm) Swivel Fixed Overall height (mm) Fitting Swivel radius (mm) Bearing type Black nylon body on black

41	S	52	A	40		BZTW40M8X15 40kg
			B	40		BZTW40M10X15 40kg
45	S	57	A	44		BZTW45M8X15 45kg
			B	44		BZTW45M10X15 45kg
50	S	61	A	50		BZTW50M8X15 50kg
			B	50		BZTW50M10X15 50kg
60	S	71	A	58		BZTW60M8X15 60kg
			B	58		BZTW60M10X15 60kg
40	S	52	C	40		BZTW404 40kg
45	S	57	C	44		BZTW454 45kg
50	S	61	C	50		BZTW504 50kg
60	S	71	C	58		BZTW604 60kg
41	S	52	D	40		BZTW402 40kg
45	S	57	D	44		BZTW452 45kg
50	S	61	D	50		BZTW502 50kg
60	S	71	D	58		BZTW602 60kg

Braked castors (wheelbrake only)

add to code: BR

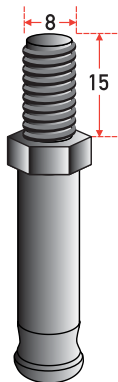


WHEEL BEARING KEY

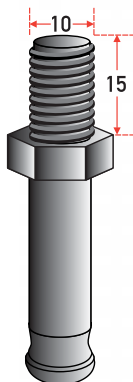
Plain bore

FITTING TYPES AND DIMENSIONS (mm)

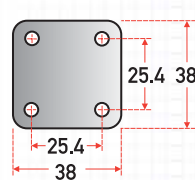
Type A



Type B



Type C



Type D (for wood)

